

FAQ – Online Fixed Deposit Promotion

Promotion period: 10 April 2020 – 30 April 2020

Note:

Internet Banking FD placement only caters for **Conventional & Single Holder Fixed Deposit** accounts only.

FAQ

1) I have not activated my OCBC Internet Banking, how can I do so?

You can activate your Internet Banking access online with your OCBC Credit Card/OCBC Debit Card. [Click Here](#)

2) I do not have an existing FD Account, can I still place a FD online?

➤ *Yes, you can still make a FD placement online. [Click Here](#)*

3) I have an existing FD Account, can I place another online FD?

➤ *Yes, you can make another FD placement online. [Click Here](#)*

4) I have an existing FD Account but there is no Tenor displayed in the dropdown list.

➤ *Online FD placement is only applicable for Conventional FD and not applicable for Islamic FD.*

➤ *Only FD Accounts with the description “FIXED/TIME DEPOSIT” can make the FD placement. [Click Here](#) for more information.*

Guide to activate OCBC Internet Banking

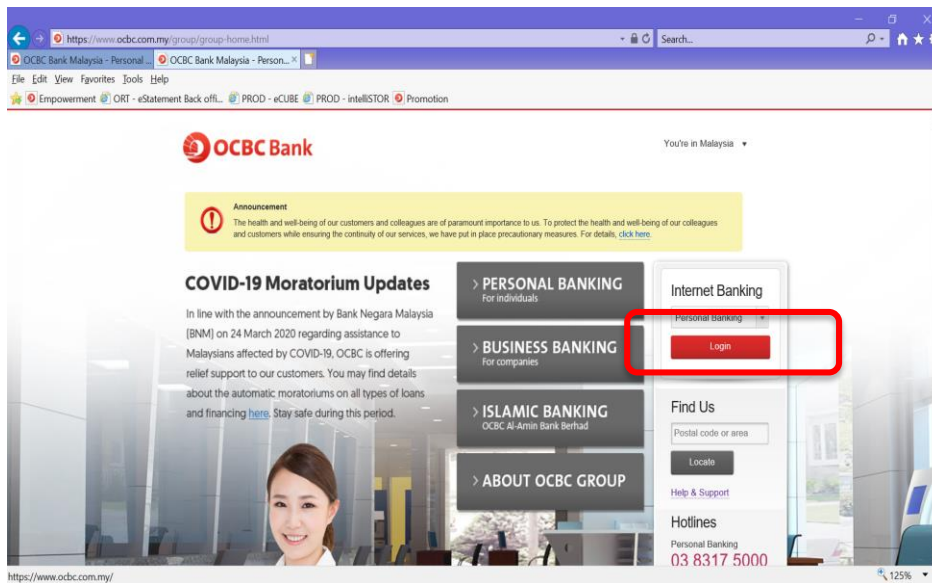
Note:

Internet Banking placement only caters for **Conventional & Single Holder Fixed Deposit Account.**

OCBC Online Banking Activation

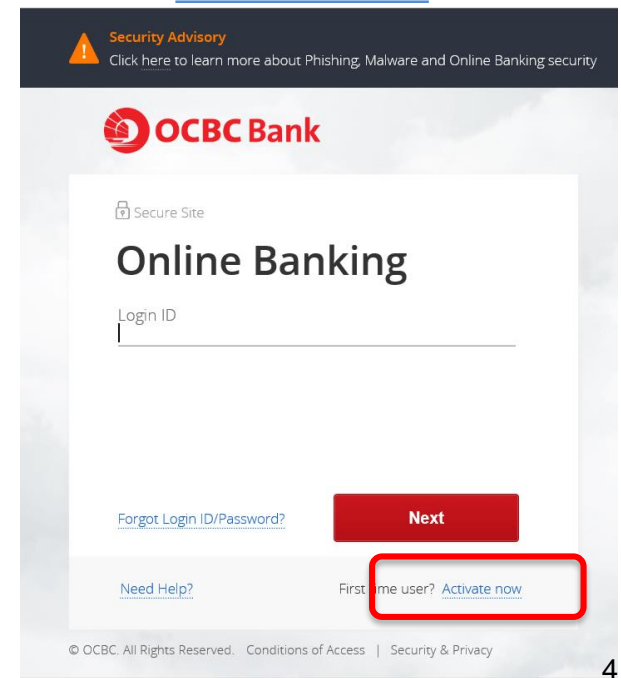
Step 1:

Visit <https://www.ocbc.com.my/group/group-home.html> and click 'Login'



Step 2:

Click [Activate now](#)



OCBC Online Banking Activation

Step 3:

Complete your details and click **“Next”**



[Help](#)

Online Banking Activation / Retrieve Login ID / Reset Password

Online registration is quick, simple and secure!

Did you know? You can also register or reset your password if you do not have PIN

For new activation

1. Enter Debit Card/Credit Card
2. Key in your personal details
3. Key in your desired Login ID & Password (8 - 12 alphanumeric characters)
4. Confirm your mobile number for SMS security token

To retrieve your Login ID

1. Enter Debit Card/Credit Card
2. Key in your personal details

To reset your password

1. Enter Debit Card/Credit Card
2. Key in your personal details
3. Key in your new desired Password (8 - 12 alphanumeric characters)

If you need further assistance on the above, please call our Contact Centre at +603 8317 5000.

1. Your Debit Card / Credit Card

Please select ▼

2. Personal details

Identification type:

Please select ▼

Identification no.:

Date of birth:

Day ▼

Month ▼

Year ▼

3. Extra security check

Generated Captcha



[Get another code](#)

Enter the characters as seen in the box (letters are case sensitive).

Next

Guide to make FD placement online without an existing FD Account

Note:

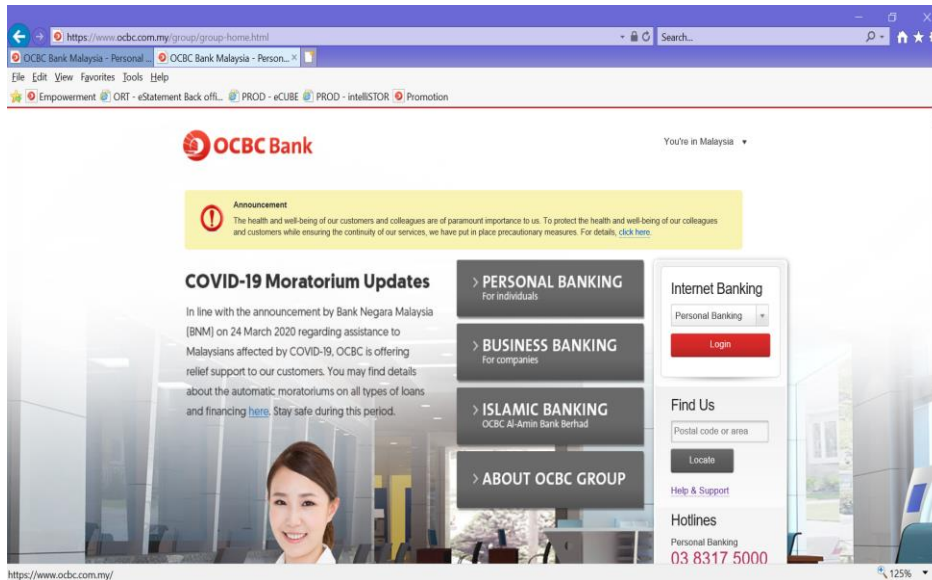
Internet Banking placement only caters for **Conventional & Single Holder Fixed Deposit Account.**

INB placement | FD account

If you do not have an existing FD account


Step 1:

Visit <https://www.ocbc.com.my/group/group-home.html> and click 'Login'



Step 2:

Click [Next](#)

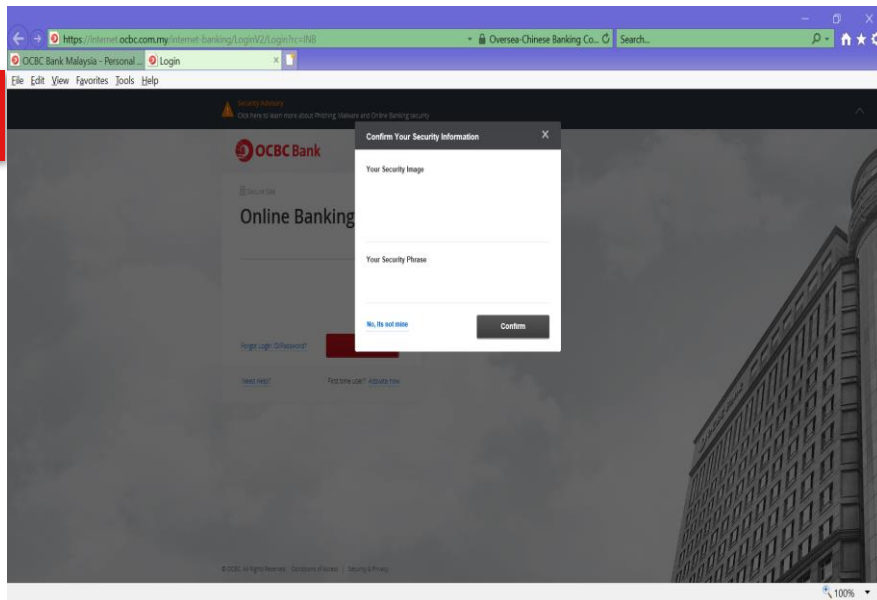


INB placement | FD account

If you do not have an existing FD account

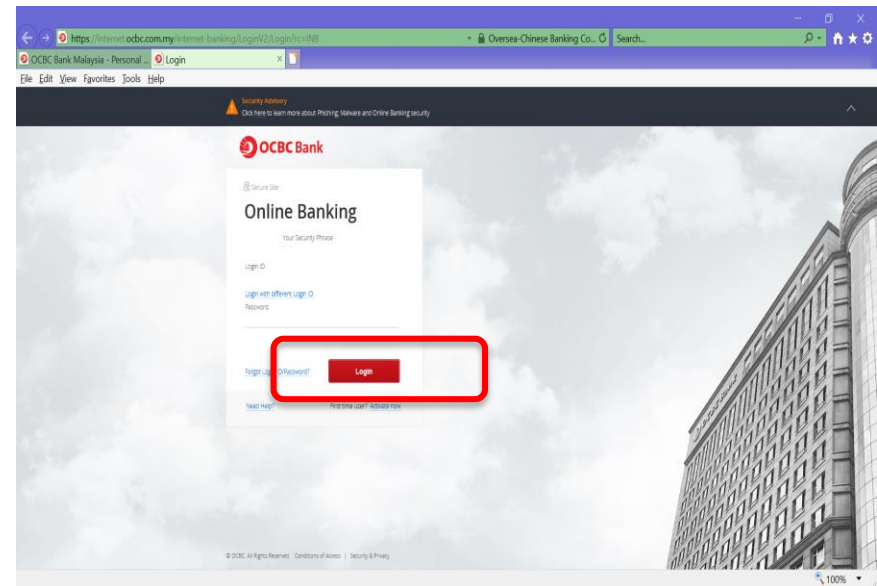
Step 3:

Verify the Security image and Click 'Confirm'



Step 4:

Key in Password and click 'Login'

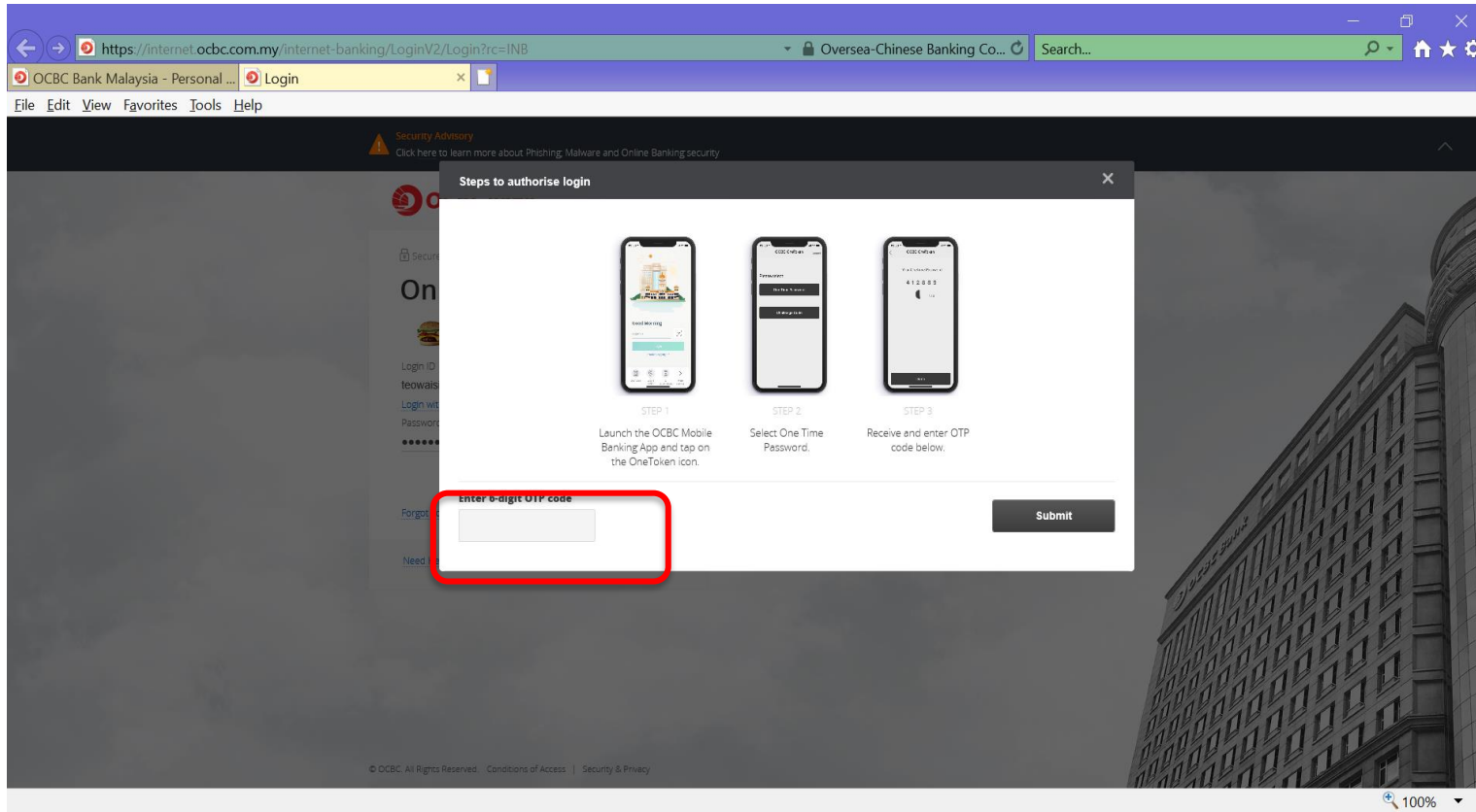


INB placement | FD account

If you do not have an existing FD account

Step 5:

Key in OTP and click 'Submit'



The screenshot shows a web browser window with the URL <https://internet.ocbc.com.my/internet-banking/LoginV2/Login?rc=INB>. The page displays a 'Steps to authorise login' dialog box with three steps:

- STEP 1: Launch the OCBC Mobile Banking App and tap on the OneToken icon.
- STEP 2: Select One Time Password.
- STEP 3: Receive and enter OTP code below.

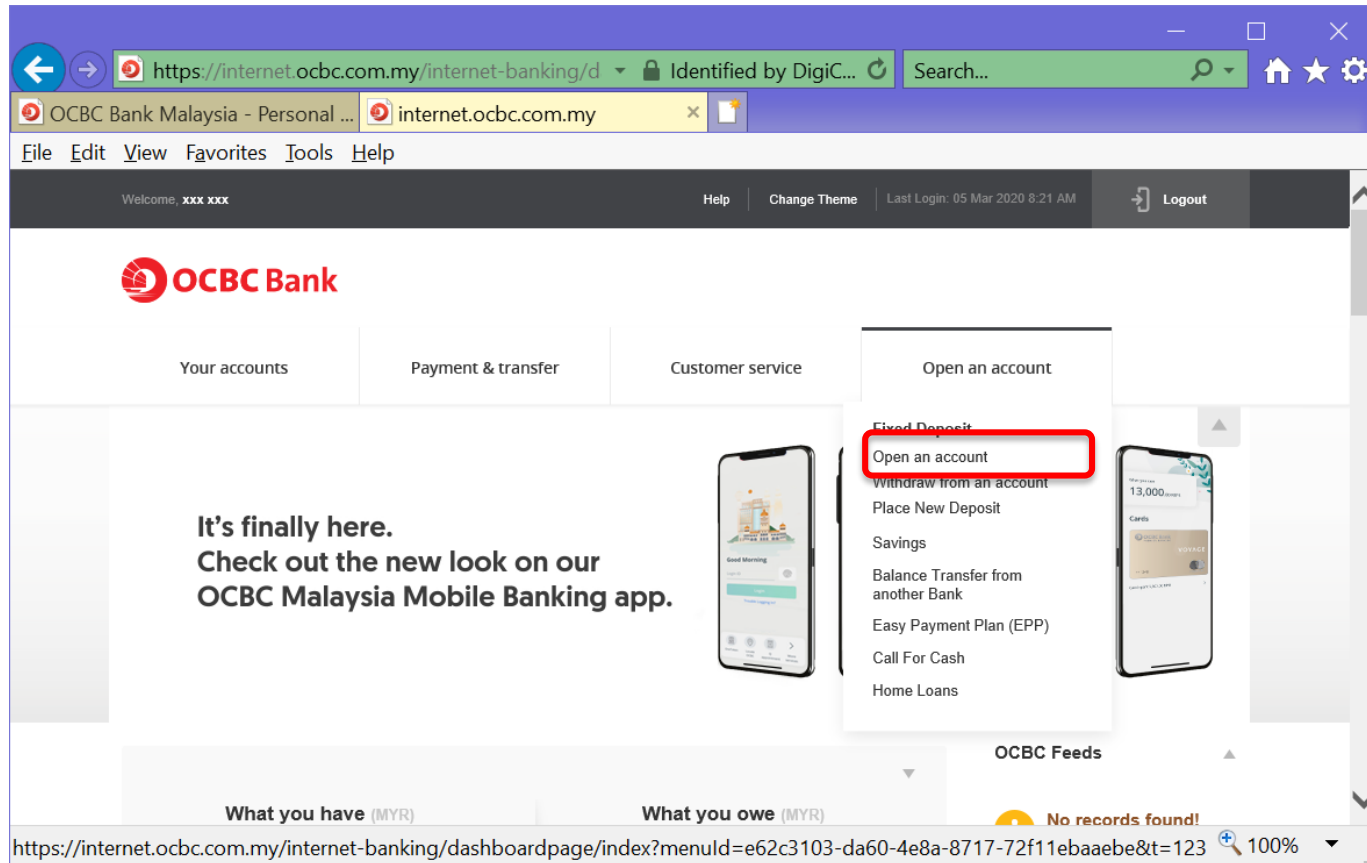
Below the steps, there is a text input field labeled 'Enter 6-digit OTP code' which is highlighted with a red rectangle. To the right of the input field is a 'Submit' button. The background of the page shows a blurred image of a building.

INB placement | FD account

If you do not have an existing FD account

Step 6:

Click '**Open an account**' and select '**Open an account**'



INB placement | FD account

If you do not have an existing FD account

Step 7:

a. Select one account you wish to open

✓ Choose **Conventional Fixed Deposit**

b. Choose **Your mailing address & signature** for the new FD Account

Please take note this service is unavailable from 9.00 p.m. to 9.00 a.m daily.

Please be advised that the minimum initial deposit for 1 month placement is RM5,000 and minimum initial deposit for 2 to 60 months placement is RM1,000. Please read the [Terms & Conditions](#) before making your Fixed Deposit placement.

1. Select one account you wish to open

Account

Conventional Fixed Deposit

[Learn more](#)

2. Before we begin to open your account, we need to collect some information from you

Information below are required for the purpose of account opening processing

Your mailing address & signature

Mailing Address of Account

We will refer to your existing account's signature record and mailing address for the new account to be opened. If your address is not correct, please [click here](#) to update.

Are your personal particulars below up to date?

Below are additional information essential for account opening processing.

Your mobile no.

Email

INB placement | FD account

If you do not have an existing FD account

Step 7:

c. Fixed Deposit Placement

- ✓ Choose **Funding from your OCBC Account** or **Funding from your Other Bank's account in Malaysia**
- ✓ Key in FD Placement **Amount** (minimum RM1,000)
- ✓ Select **Tenor = 10 Months**
- ✓ Choose **Maturity instruction**



3. Fixed Deposit Placement

☐ Funding from your **OCBC Account**

Please select ▼

☐ Funding from your **Other Bank's account in Malaysia**

Please select ▼

By clicking on the "Next" button below, you agree to [FPX's Terms and Conditions](#)

Currency

MYR

Amount

Tenor

10 Months ▼

[View all rates](#)

Maturity instruction

Please select maturity instruction ▼

INB placement | FD account

If you do not have an existing FD account

Step 7:

- d. Click the Subscribe to e-Statement via Online Banking and email
- e. Click the Declaration checkbox and '**Next**'

4. e-Statement subscription (Optional)

We encourage you to subscribe to e-Statement so that you can retrieve them easily at your convenience.

☒ Subscribe to e-Statement via Online Banking and email

Note: You will not receive paper statement. You will receive this e-statement at the email address you have registered with us.

☒ Declaration

IMPORTANT: Please read TERMS AND CONDITIONS and PRODUCT INFORMATION SHEET before clicking the Submit button

By submitting this Application,

(1) I/we have read and understand the [product features](#).

(2) I/we agree the [TERMS AND CONDITIONS GOVERNING ACCOUNTS](#)

(3) I have read the [PIDM's DIS Brochure](#) and understand that this product is eligible for insured by PIDM.

(4) All personal data submitted will be processed in accordance with OCBC's privacy policy (please click [here](#) to read).

Important Note:

There will be no interest paid if you withdraw your Ringgit Fixed Deposit before the maturity date. Click [here](#) for more information.

Next

INB placement | FD account

If you do not have an existing FD account

Step 8:

Check your details and
click '**Submit**'

Place a Fixed Deposit

Fixed deposit placement details

Time deposit account

FIXED/TIME DEPOSIT

Amount

MYR 1,000.00

Tenor

10 months

Maturity instruction

Auto Renew Principal and Interest

Funding from

360 ACCOUNT

[Back](#)

Submit

INB placement | FD account

If you do not have an existing FD account

Step 9:

Key in OTP and click 'Submit'

https://internet.ocbc.com.my/internet-banking/FDPlacement/Index?menuId=67a425cd-4d19-4016-a7a3-55ae Oversea-Chinese Banking Co... Search...

Welcome to IntelliStor Web Client OCBC Bank Malaysia - Personal ... internet.ocbc.com.my

File Edit View Favorites Tools Help

Empowerment ORT - eStatement Back off... PROD - eCUBE PROD - IntelliStor Promotion

Fixed Deposit Place a Fixed Deposit

Withdraw from an account

Place New Deposit

Steps to authorise this transaction

STEP 1 Launch the OCBC Mobile Banking App and tap on the OneToken icon.

STEP 2 Select One Time Password.

STEP 3 Receive and enter OTP code below.

Enter 6-digit OTP code

Submit

Back

javascript:void(0); 90%

INB placement | FD account

If you do not have an existing FD account

Step 10:

FD placement
completed.

Check your details

- Tenor: **10 Months**
- Interest Rate
(%p.a.): **3.25%**

Place a Fixed Deposit



FD has been successfully placed.

Reference no.: 2020030601002070

Date: 06 Mar 2020 4:22 PM

Fixed deposit placement details

Time deposit account

FIXED/TIME DEPOSIT

Receipt no.

205819

Amount

MYR 1,000.00

Tenor

10 months

Maturity instruction

Auto Renew Principal and Interest

Funding from

360 ACCOUNT-

Interest Rate (%p.a.)

3.25%

Guide to make FD placement online with an existing FD Account

Note:

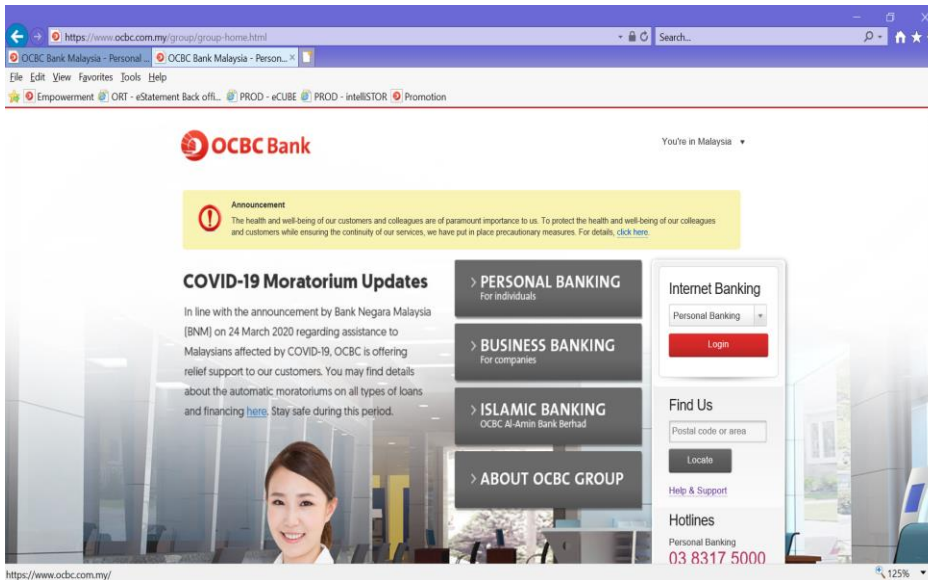
Internet Banking placement only caters for **Conventional & Single Holder Fixed Deposit Account**.

INB placement | If you have an existing FD account

If you have an existing FD account


Step 1:

Visit <https://www.ocbc.com.my/group/group-home.html> and click 'Login'



Step 2:

Click [Next](#)

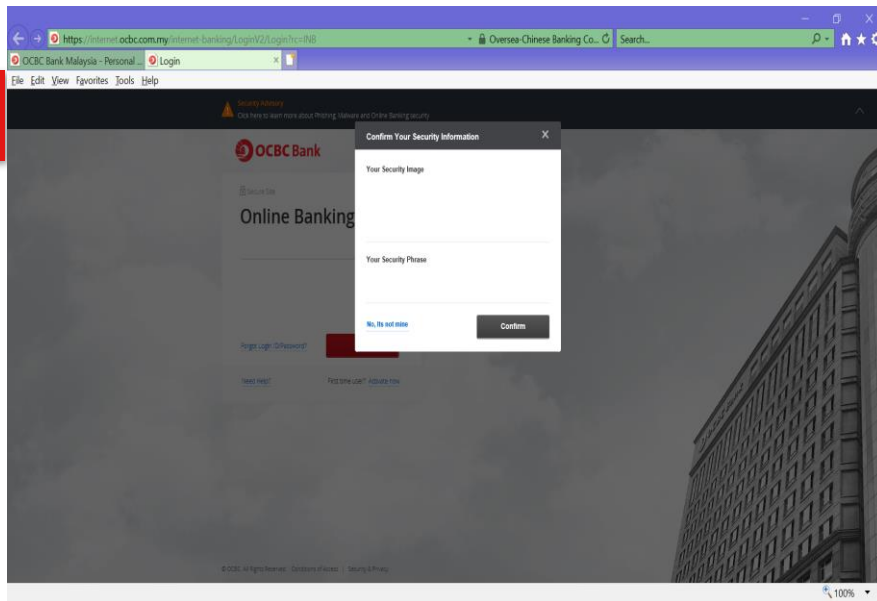


INB placement | If you have an existing FD account

If you have an existing FD account

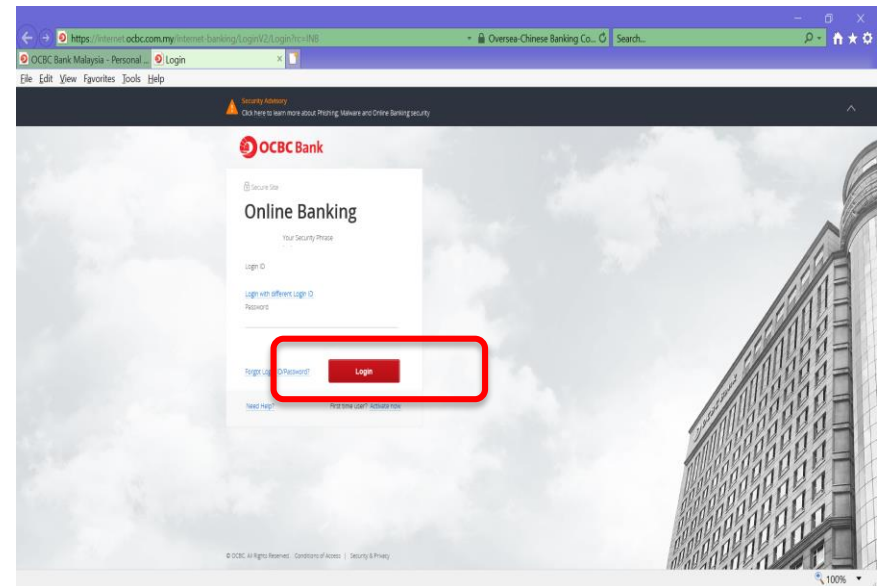
Step 3:

Verify the Security image and Click 'Confirm'



Step 4:

Key in Password and click 'Login'



INB placement | If you have an existing FD account

If you have an existing FD account

Step 5:

Key in OTP and click 'Submit'

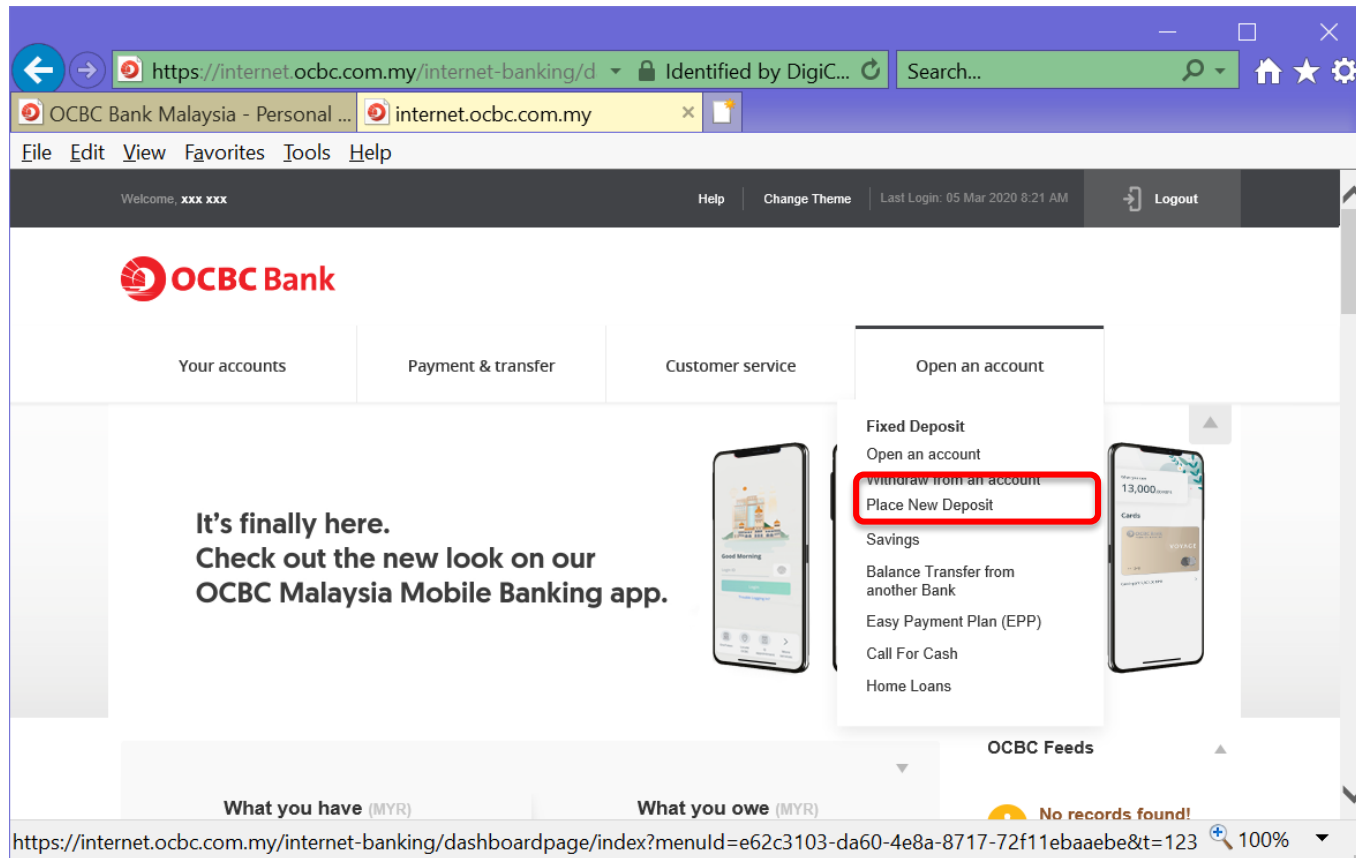
The screenshot shows the OCBC Bank Malaysia login page. A modal titled 'Steps to authorise login' is displayed in the center. The modal contains three steps: STEP 1: Launch the OCBC Mobile Banking App and tap on the OneToken icon; STEP 2: Select One Time Password; STEP 3: Receive and enter OTP code below. Below the steps, there is a text input field for the OTP code, which is highlighted with a red rectangle. To the right of the input field is a 'Submit' button. The background of the page shows a blurred image of the OCBC Bank building.

INB placement | If you have an existing FD account

If you have an existing FD account

Step 6:

Click '**Open an account**' and select '**Place New Deposit**'



INB placement | If you have an existing FD account

If you have an existing FD account

Step 7:

Place a Fixed Deposit

- ✓ Choose **FIXED/TIME DEPOSIT**
- ✓ Choose **Funding from your OCBC Account** or **Funding from your Other Bank's account in Malaysia**
- ✓ Key in FD Placement **Amount** (minimum RM1,000)
- ✓ Select **Tenor = 10 Months**
- ✓ Choose **Maturity instruction**

And click 'Next'.

Place a Fixed Deposit

Please take note this service is unavailable from 9.00 p.m. to 9.00 a.m daily.

Important Note:

There will be no interest paid if you withdraw your Ringgit Fixed Deposit before the maturity date. Click [here](#) for more information.

Fixed deposit placement details

Choose Time deposit account

FIXED/TIME DEPOSIT

☒ Funding from your OCBC Account

360 ACCOUNT

☐ Funding from your Other Bank's account in Malaysia

Please select

By clicking on the "Next" button below, you agree to [FPX's Terms and Conditions](#)

Currency

MYR

Amount

1000

Tenor

10 months

[View all rates](#)

Maturity instruction

Auto Renew Principal and Interest

INB placement | If you have an existing FD account

If you have an existing FD account

Step 8:

Check your details and click '**Submit**'
Place a Fixed Deposit

Fixed deposit placement details

Time deposit account

FIXED/TIME DEPOSIT

Amount

MYR 1,000.00

Tenor

10 months

Maturity instruction

Auto Renew Principal and Interest

Funding from

360 ACCOUNT



[Back](#)

Submit

INB placement | If you have an existing FD account

If you have an existing FD account

Step 9:

Key in OTP and click 'Submit'

https://internet.ocbc.com.my/internet-banking/FDPlacement/Index?menuId=67a425cd-4d19-4016-a7a3-55ae Oversea-Chinese Banking Co... Search...

Welcome to IntelliStor Web Client... OCBC Bank Malaysia - Personal... internet.ocbc.com.my

File Edit View Favorites Tools Help

Empowerment ORT - eStatement Back off... PROD - eCUBE PROD - IntelliStor Promotion

Fixed Deposit Place a Fixed Deposit

Withdraw from an account

Place New Deposit

Steps to authorise this transaction

STEP 1 Launch the OCBC Mobile Banking App and tap on the OneToken icon.

STEP 2 Select One Time Password.

STEP 3 Receive and enter OTP code below.

Enter 6-digit OTP code

Submit

Back

javascript:void(0); 90%

INB placement | If you have an existing FD account

If you have an existing FD account

Place a Fixed Deposit



FD has been successfully placed.

Reference no.: 2020030601002070

Date: 06 Mar 2020 4:22 PM

Fixed deposit placement details

Time deposit account

FIXED/TIME DEPOSIT

Receipt no.

205819

Amount

MYR 1,000.00

Tenor

10 months

Maturity instruction

Auto Renew Principal and Interest

Funding from

360 ACCOUNT

Interest Rate (%p.a)

3.25%

Step 10:

FD placement
completed.

Check your details

- Tenor: **10 Months**
- Interest Rate
(%p.a.): **3.25%**

Guide to identify FD Account that allow for online FD placement

Note:

Internet Banking placement only caters for **Conventional & Single Holder Fixed Deposit Account**.

FD Account that allow for FD Placement

☐ Can I make online FD placement?

X ISLAMIC FD

X FIXED DEPOSIT

✓ FIXED/TIME DEPOSIT

☐ What I need to do?

[Click Here](#) for the next steps.

Fixed deposit placement details

Choose Time deposit account

Please Select
ISLAMIC FD 101.
FIXED/TIME DEPOSIT 70
FIXED/TIME DEPOSIT 70
FIXED DEPOSIT 70