



# User Guide

## Business Debit Card/-i Activation via OCBC Velocity

# CONTENTS

Click one to begin:

[Benefit and Privileges >](#)

[How to Activate Your BDC/-i >](#)

[How to Set Your 6-Digit Pin >](#)

For more information about BDC, kindly visit [www.ocbc.com.my/bdc](http://www.ocbc.com.my/bdc)  
For more information about BDC-i, kindly visit [www.ocbc.com.my/bdc-i](http://www.ocbc.com.my/bdc-i)

## Benefit and Privileges



### Tap into the global acceptance of Mastercard

Withdraw from local and overseas ATMs with the Mastercard or MEPS logo\*.



### Contactless payment

Enjoy quicker checkouts through contactless payments in-store for amounts up to RM250. Smooth and hassle-free



### Ease of accounting

All card transactions are debited directly from your OCBC MYR Business Current Account/-i and presented in a single consolidated statement. Customise your daily spending and ATM withdraw limit at any OCBC branch.



### Transact conveniently on-the-go

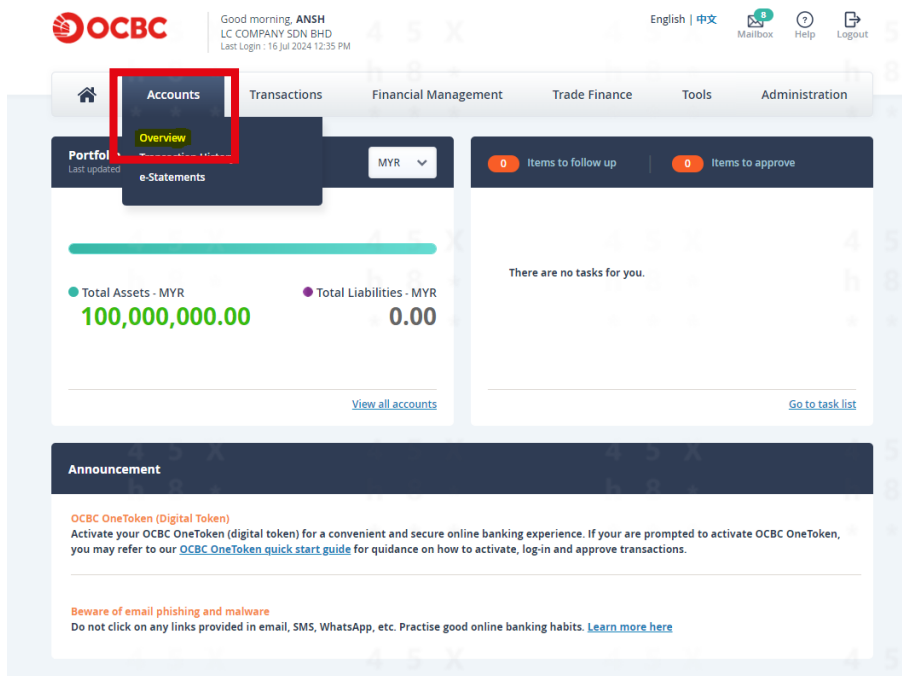
No need to carry a pile of cash or make multiple trips to the ATM. Expenses are debited from your OCBC MYR Business Current Account/-i and ATM withdraw limit at any OCBC branch.

\*Fees and charges apply

# How to Activate Your BDC/-i

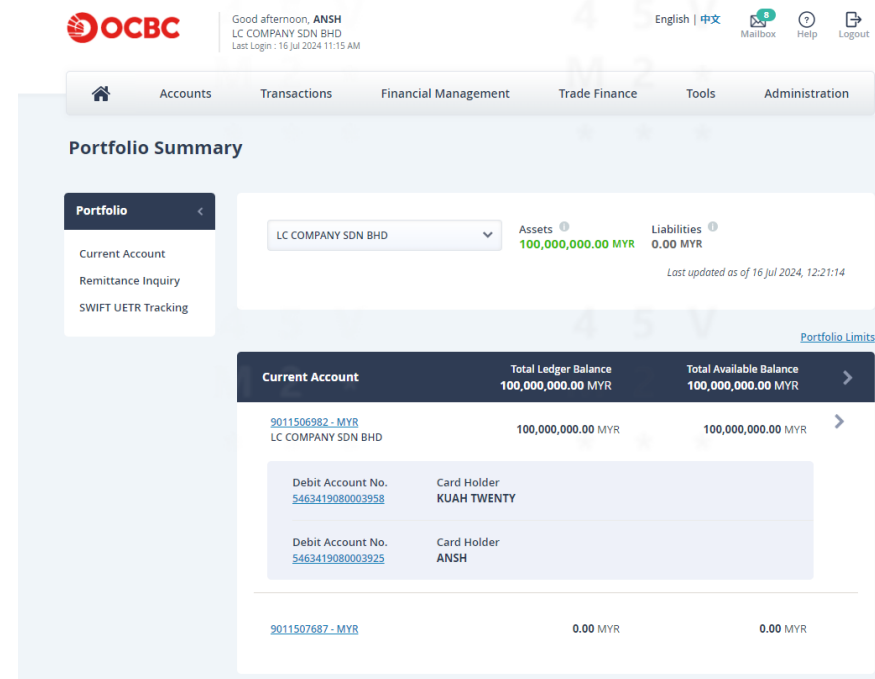
## Step 1

Login to [OCBC Velocity](#). Click “Account” > “Overview”.



## Step 2

You will see a list of debit card(s) number and the cardholders’ name under your company account. Click on the Debit Card Number that you would like to activate.

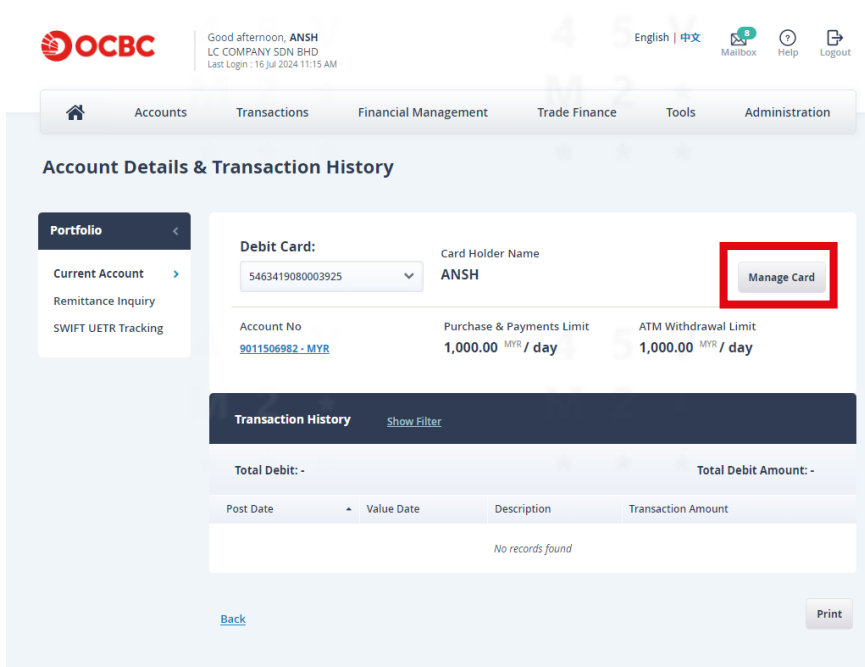


For more information about BDC, kindly visit [www.ocbc.com.my/bdc](http://www.ocbc.com.my/bdc)  
 For more information about BDC-i, kindly visit [www.ocbc.com.my/bdc-i](http://www.ocbc.com.my/bdc-i)

# How to Activate Your BDC/-i

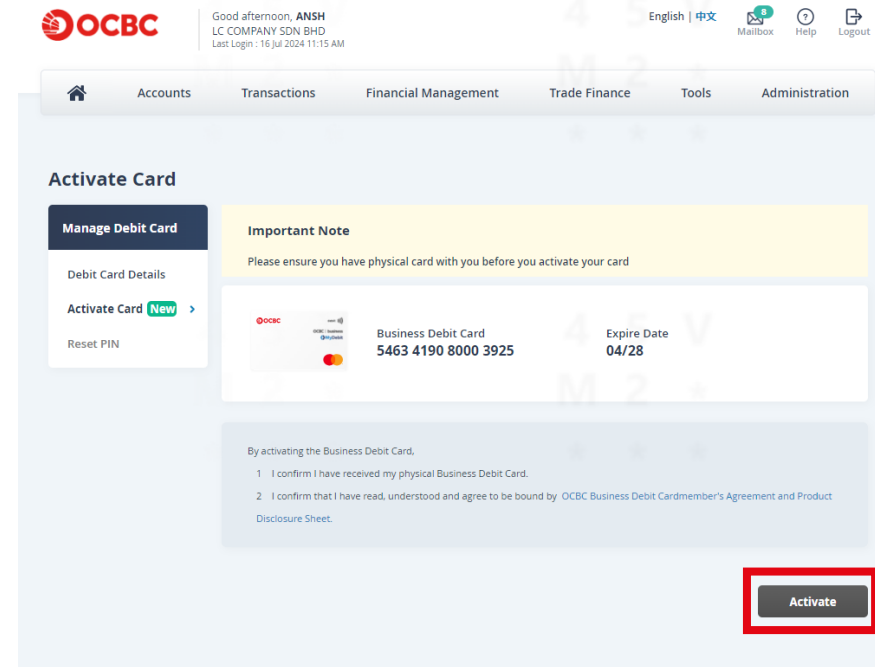
## Step 3

Click “Manage Card”.



## Step 4

Click “Activate”. Please take note that you will only be able to reset your PIN once your card is activated.

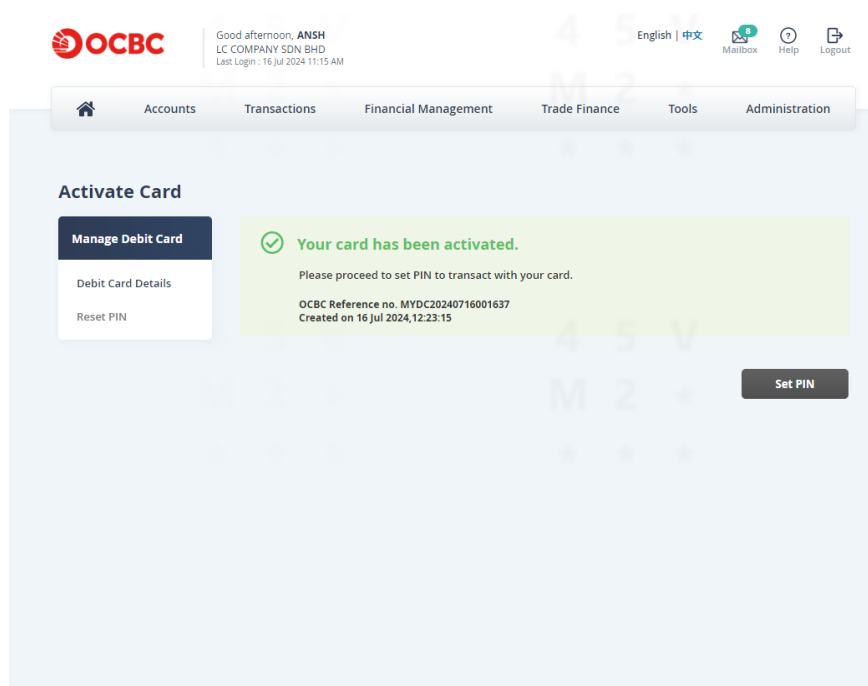


For more information about BDC, kindly visit [www.ocbc.com.my/bdc](http://www.ocbc.com.my/bdc)  
For more information about BDC-i, kindly visit [www.ocbc.com.my/bdc-i](http://www.ocbc.com.my/bdc-i)

# How to Activate Your BDC/-i

## Step 5

Your card is successfully activated.



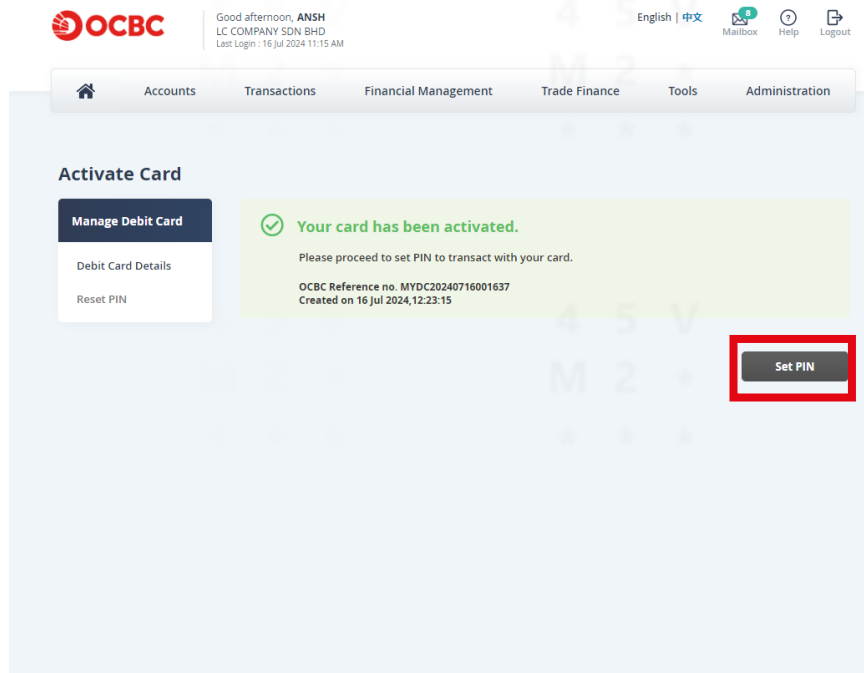
Note: To successfully complete a card transaction, you must activate your card and set a 6-digit PIN in a single session

For more information about BDC, kindly visit [www.ocbc.com.my/bdc](http://www.ocbc.com.my/bdc)  
For more information about BDC-i, kindly visit [www.ocbc.com.my/bdc-i](http://www.ocbc.com.my/bdc-i)

# How to Set Your 6-Digit Pin

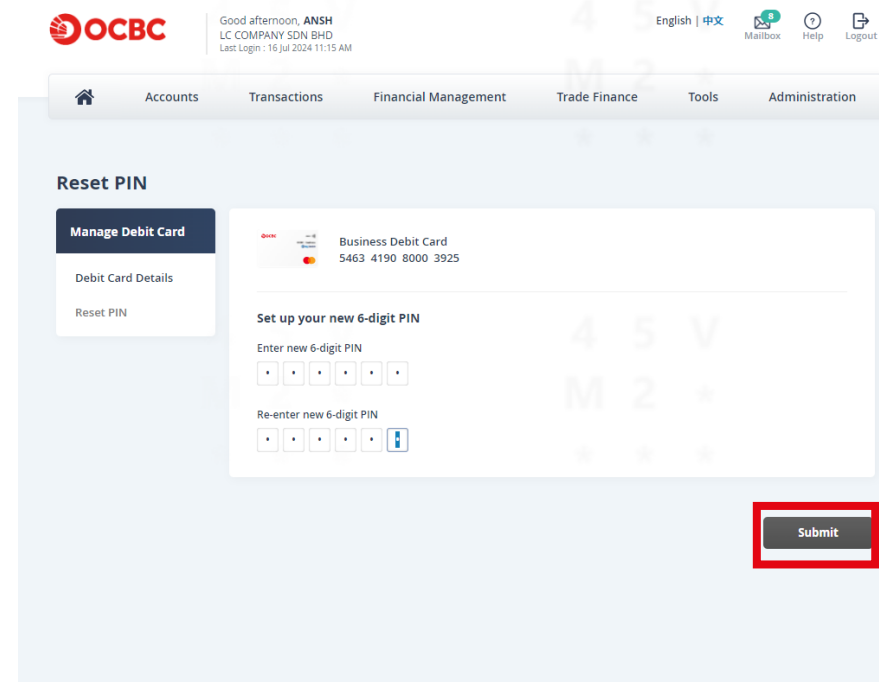
## Step 1

If you are new cardholder, click “Set Pin” to set your 6-Digit Pin for the first time.



## Step 2

Set your 6-digit PIN and click “Submit”.

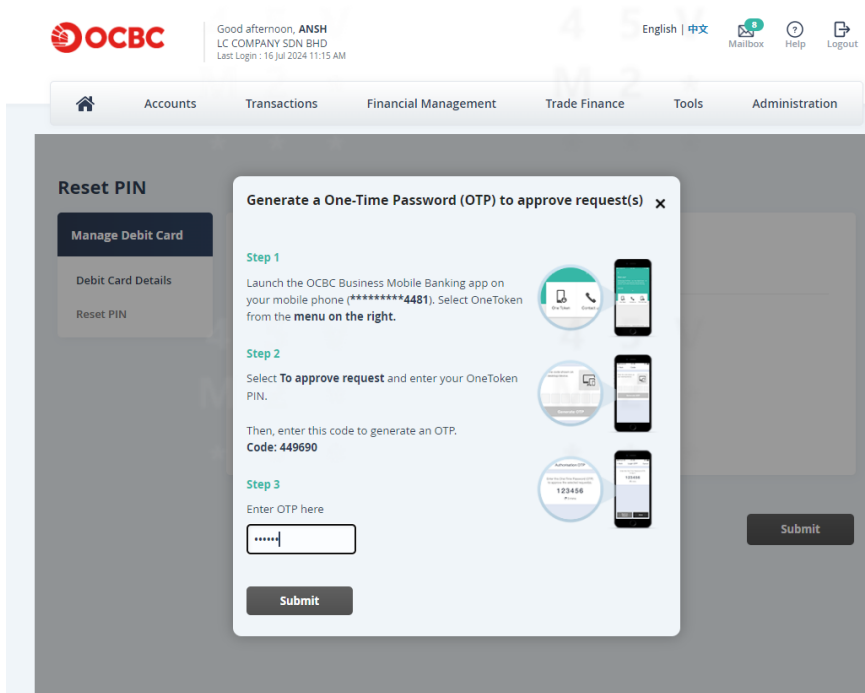


For more information about BDC, kindly visit [www.ocbc.com.my/bdc](http://www.ocbc.com.my/bdc)  
For more information about BDC-i, kindly visit [www.ocbc.com.my/bdc-i](http://www.ocbc.com.my/bdc-i)

# How to Set Your 6-Digit Pin

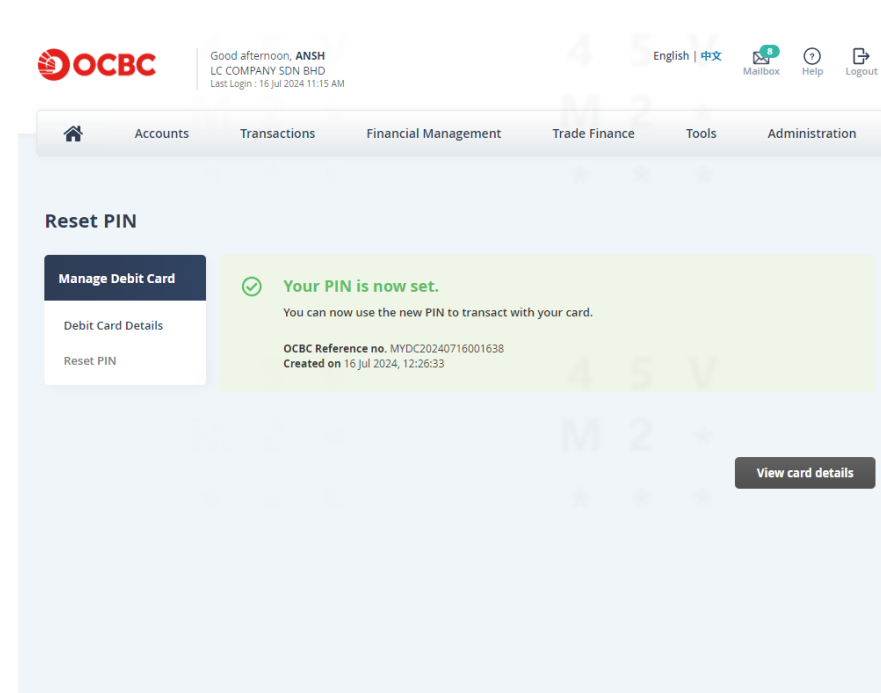
## Step 3

A two-factor authentication will appear. Follow the instructions to generate OTP and click “Submit”.



## Step 4

Your PIN is successfully set.



For more information about BDC, kindly visit [www.ocbc.com.my/bdc](http://www.ocbc.com.my/bdc)  
For more information about BDC-i, kindly visit [www.ocbc.com.my/bdc-i](http://www.ocbc.com.my/bdc-i)